

Item No.	Description	Quantity	Unit	Rate	Amount
1
2
3
4
5
6
7
8
9
10
11
12
13
14
15
16
17
18
19
20
21
22
23
24
25
26
27
28
29
30
31
32
33
34
35
36
37
38
39
40
41
42
43
44
45
46
47
48
49
50
51
52
53
54
55
56
57
58
59
60
61
62
63
64
65
66
67
68
69
70
71
72
73
74
75
76
77
78
79
80
81
82
83
84
85
86
87
88
89
90
91
92
93
94
95
96
97
98
99
100

Item No.	Description	Quantity	Unit	Rate	Total
1
2
3
4
5
6
7
8
9
10
11
12
13
14
15
16
17
18
19
20
21
22
23
24
25
26
27
28
29
30
31
32
33
34
35
36
37
38
39
40
41
42
43
44
45
46
47
48
49
50
51
52
53
54
55
56
57
58
59
60
61
62
63
64
65
66
67
68
69
70
71
72
73
74
75
76
77
78
79
80
81
82
83
84
85
86
87
88
89
90
91
92
93
94
95
96
97
98
99
100

Item No.	Description	Quantity	Unit	Rate	Amount
1
2
3
4
5
6
7
8
9
10
11
12
13
14
15
16
17
18
19
20
21
22
23
24
25
26
27
28
29
30
31
32
33
34
35
36
37
38
39
40
41
42
43
44
45
46
47
48
49
50
51
52
53
54
55
56
57
58
59
60
61
62
63
64
65
66
67
68
69
70
71
72
73
74
75
76
77
78
79
80
81
82
83
84
85
86
87
88
89
90
91
92
93
94
95
96
97
98
99
100

Item No.	Description	Quantity	Unit	Rate	Total
1
2
3
4
5
6
7
8
9
10
11
12
13
14
15
16
17
18
19
20
21
22
23
24
25
26
27
28
29
30
31
32
33
34
35
36
37
38
39
40
41
42
43
44
45
46
47
48
49
50
51
52
53
54
55
56
57
58
59
60
61
62
63
64
65
66
67
68
69
70
71
72
73
74
75
76
77
78
79
80
81
82
83
84
85
86
87
88
89
90
91
92
93
94
95
96
97
98
99
100

Year	Q1	Q2	Q3	Q4	Annual Total	Notes
2010						
2011						
2012						
2013						
2014						
2015						
2016						
2017						
2018						
2019						
2020						
2021						
2022						
2023						
2024						
2025						
2026						
2027						
2028						
2029						
2030						
2031						
2032						
2033						
2034						
2035						
2036						
2037						
2038						
2039						
2040						
2041						
2042						
2043						
2044						
2045						
2046						
2047						
2048						
2049						
2050						
2051						
2052						
2053						
2054						
2055						
2056						
2057						
2058						
2059						
2060						
2061						
2062						
2063						
2064						
2065						
2066						
2067						
2068						
2069						
2070						
2071						
2072						
2073						
2074						
2075						
2076						
2077						
2078						
2079						
2080						
2081						
2082						
2083						
2084						
2085						
2086						
2087						
2088						
2089						
2090						
2091						
2092						
2093						
2094						
2095						
2096						
2097						
2098						
2099						
2100						

Item No.	Description	Quantity	Unit	Rate	Total
1
2
3
4
5
6
7
8
9
10
11
12
13
14
15
16
17
18
19
20
21
22
23
24
25
26
27
28
29
30
31
32
33
34
35
36
37
38
39
40
41
42
43
44
45
46
47
48
49
50
51
52
53
54
55
56
57
58
59
60
61
62
63
64
65
66
67
68
69
70
71
72
73
74
75
76
77
78
79
80
81
82
83
84
85
86
87
88
89
90
91
92
93
94
95
96
97
98
99
100

Item No.	Description	Quantity	Unit	Rate	Total
1
2
3
4
5
6
7
8
9
10
11
12
13
14
15
16
17
18
19
20
21
22
23
24
25
26
27
28
29
30
31
32
33
34
35
36
37
38
39
40
41
42
43
44
45
46
47
48
49
50
51
52
53
54
55
56
57
58
59
60
61
62
63
64
65
66
67
68
69
70
71
72
73
74
75
76
77
78
79
80
81
82
83
84
85
86
87
88
89
90
91
92
93
94
95
96
97
98
99
100

Item No.	Description	Quantity	Unit	Rate	Total
1
2
3
4
5
6
7
8
9
10
11
12
13
14
15
16
17
18
19
20
21
22
23
24
25
26
27
28
29
30
31
32
33
34
35
36
37
38
39
40
41
42
43
44
45
46
47
48
49
50
51
52
53
54
55
56
57
58
59
60
61
62
63
64
65
66
67
68
69
70
71
72
73
74
75
76
77
78
79
80
81
82
83
84
85
86
87
88
89
90
91
92
93
94
95
96
97
98
99
100

This image shows a large, empty grid of cells, typical of a spreadsheet or data table. The grid is composed of many small, rectangular cells arranged in a regular pattern. The grid is mostly empty, with only a few faint, illegible markings or artifacts visible. The overall appearance is that of a blank sheet of graph paper or a data table with no content.

Item	Quantity	Unit	Description	Material	Specification	Remarks
1						
2						
3						
4						
5						
6						
7						
8						
9						
10						
11						
12						
13						
14						
15						
16						
17						
18						
19						
20						
21						
22						
23						
24						
25						
26						
27						
28						
29						
30						
31						
32						
33						
34						
35						
36						
37						
38						
39						
40						
41						
42						
43						
44						
45						
46						
47						
48						
49						
50						
51						
52						
53						
54						
55						
56						
57						
58						
59						
60						
61						
62						
63						
64						
65						
66						
67						
68						
69						
70						
71						
72						
73						
74						
75						
76						
77						
78						
79						
80						
81						
82						
83						
84						
85						
86						
87						
88						
89						
90						
91						
92						
93						
94						
95						
96						
97						
98						
99						
100						

Item No.	Description	Quantity	Unit	Rate	Total
1
2
3
4
5
6
7
8
9
10
11
12
13
14
15
16
17
18
19
20
21
22
23
24
25
26
27
28
29
30
31
32
33
34
35
36
37
38
39
40
41
42
43
44
45
46
47
48
49
50
51
52
53
54
55
56
57
58
59
60
61
62
63
64
65
66
67
68
69
70
71
72
73
74
75
76
77
78
79
80
81
82
83
84
85
86
87
88
89
90
91
92
93
94
95
96
97
98
99
100

Item	Quantity	Unit	Description	Material	Specification	Remarks
1						
2						
3						
4						
5						
6						
7						
8						
9						
10						
11						
12						
13						
14						
15						
16						
17						
18						
19						
20						
21						
22						
23						
24						
25						
26						
27						
28						
29						
30						
31						
32						
33						
34						
35						
36						
37						
38						
39						
40						
41						
42						
43						
44						
45						
46						
47						
48						
49						
50						
51						
52						
53						
54						
55						
56						
57						
58						
59						
60						
61						
62						
63						
64						
65						
66						
67						
68						
69						
70						
71						
72						
73						
74						
75						
76						
77						
78						
79						
80						
81						
82						
83						
84						
85						
86						
87						
88						
89						
90						
91						
92						
93						
94						
95						
96						
97						
98						
99						
100						

Item No.	Description	Quantity	Unit	Rate	Total
1
2
3
4
5
6
7
8
9
10
11
12
13
14
15
16
17
18
19
20
21
22
23
24
25
26
27
28
29
30
31
32
33
34
35
36
37
38
39
40
41
42
43
44
45
46
47
48
49
50
51
52
53
54
55
56
57
58
59
60
61
62
63
64
65
66
67
68
69
70
71
72
73
74
75
76
77
78
79
80
81
82
83
84
85
86
87
88
89
90
91
92
93
94
95
96
97
98
99
100

Item	Quantity	Unit	Rate	Total	Remarks
1. Cement		kg			
2. Sand		m ³			
3. Bricks		nos			
4. Labour		nos			
5. Formwork		m ²			
6. Steel		kg			
7. ...					
8. ...					
9. ...					
10. ...					
11. ...					
12. ...					
13. ...					
14. ...					
15. ...					
16. ...					
17. ...					
18. ...					
19. ...					
20. ...					
21. ...					
22. ...					
23. ...					
24. ...					
25. ...					
26. ...					
27. ...					
28. ...					
29. ...					
30. ...					
31. ...					
32. ...					
33. ...					
34. ...					
35. ...					
36. ...					
37. ...					
38. ...					
39. ...					
40. ...					
41. ...					
42. ...					
43. ...					
44. ...					
45. ...					
46. ...					
47. ...					
48. ...					
49. ...					
50. ...					
51. ...					
52. ...					
53. ...					
54. ...					
55. ...					
56. ...					
57. ...					
58. ...					
59. ...					
60. ...					
61. ...					
62. ...					
63. ...					
64. ...					
65. ...					
66. ...					
67. ...					
68. ...					
69. ...					
70. ...					
71. ...					
72. ...					
73. ...					
74. ...					
75. ...					
76. ...					
77. ...					
78. ...					
79. ...					
80. ...					
81. ...					
82. ...					
83. ...					
84. ...					
85. ...					
86. ...					
87. ...					
88. ...					
89. ...					
90. ...					
91. ...					
92. ...					
93. ...					
94. ...					
95. ...					
96. ...					
97. ...					
98. ...					
99. ...					
100. ...					
101. ...					
102. ...					
103. ...					
104. ...					
105. ...					
106. ...					
107. ...					
108. ...					
109. ...					
110. ...					
111. ...					
112. ...					
113. ...					
114. ...					
115. ...					
116. ...					
117. ...					
118. ...					
119. ...					
120. ...					
121. ...					
122. ...					
123. ...					
124. ...					
125. ...					
126. ...					
127. ...					
128. ...					
129. ...					
130. ...					
131. ...					
132. ...					
133. ...					
134. ...					
135. ...					
136. ...					
137. ...					
138. ...					
139. ...					
140. ...					
141. ...					
142. ...					
143. ...					
144. ...					
145. ...					
146. ...					
147. ...					
148. ...					
149. ...					
150. ...					
151. ...					
152. ...					
153. ...					
154. ...					
155. ...					
156. ...					
157. ...					
158. ...					
159. ...					
160. ...					
161. ...					
162. ...					
163. ...					
164. ...					
165. ...					
166. ...					
167. ...					
168. ...					
169. ...					
170. ...					
171. ...					
172. ...					
173. ...					
174. ...					
175. ...					
176. ...					
177. ...					
178. ...					
179. ...					
180. ...					
181. ...					
182. ...					
183. ...					
184. ...					
185. ...					
186. ...					
187. ...					
188. ...					
189. ...					
190. ...					
191. ...					
192. ...					
193. ...					
194. ...					
195. ...					
196. ...					
197. ...					
198. ...					
199. ...					
200. ...					

Item No.	Description	Quantity	Unit	Rate	Total
1
2
3
4
5
6
7
8
9
10
11
12
13
14
15
16
17
18
19
20
21
22
23
24
25
26
27
28
29
30
31
32
33
34
35
36
37
38
39
40
41
42
43
44
45
46
47
48
49
50
51
52
53
54
55
56
57
58
59
60
61
62
63
64
65
66
67
68
69
70
71
72
73
74
75
76
77
78
79
80
81
82
83
84
85
86
87
88
89
90
91
92
93
94
95
96
97
98
99
100

Item No.	Description	Quantity	Unit	Rate	Amount
1
2
3
4
5
6
7
8
9
10
11
12
13
14
15
16
17
18
19
20
21
22
23
24
25
26
27
28
29
30
31
32
33
34
35
36
37
38
39
40
41
42
43
44
45
46
47
48
49
50
51
52
53
54
55
56
57
58
59
60
61
62
63
64
65
66
67
68
69
70
71
72
73
74
75
76
77
78
79
80
81
82
83
84
85
86
87
88
89
90
91
92
93
94
95
96
97
98
99
100

Item No.	Description	Unit	Quantity	Rate	Total
1
2
3
4
5
6
7
8
9
10
11
12
13
14
15
16
17
18
19
20
21
22
23
24
25
26
27
28
29
30
31
32
33
34
35
36
37
38
39
40
41
42
43
44
45
46
47
48
49
50
51
52
53
54
55
56
57
58
59
60
61
62
63
64
65
66
67
68
69
70
71
72
73
74
75
76
77
78
79
80
81
82
83
84
85
86
87
88
89
90
91
92
93
94
95
96
97
98
99
100

Item No.	Description	Quantity	Unit	Rate	Total
1
2
3
4
5
6
7
8
9
10
11
12
13
14
15
16
17
18
19
20
21
22
23
24
25
26
27
28
29
30
31
32
33
34
35
36
37
38
39
40
41
42
43
44
45
46
47
48
49
50
51
52
53
54
55
56
57
58
59
60
61
62
63
64
65
66
67
68
69
70
71
72
73
74
75
76
77
78
79
80
81
82
83
84
85
86
87
88
89
90
91
92
93
94
95
96
97
98
99
100

Item No.	Description	Quantity	Unit	Rate	Total
1
2
3
4
5
6
7
8
9
10
11
12
13
14
15
16
17
18
19
20
21
22
23
24
25
26
27
28
29
30
31
32
33
34
35
36
37
38
39
40
41
42
43
44
45
46
47
48
49
50
51
52
53
54
55
56
57
58
59
60
61
62
63
64
65
66
67
68
69
70
71
72
73
74
75
76
77
78
79
80
81
82
83
84
85
86
87
88
89
90
91
92
93
94
95
96
97
98
99
100

Item No.	Description	Quantity	Unit	Rate	Total
1
2
3
4
5
6
7
8
9
10
11
12
13
14
15
16
17
18
19
20
21
22
23
24
25
26
27
28
29
30
31
32
33
34
35
36
37
38
39
40
41
42
43
44
45
46
47
48
49
50
51
52
53
54
55
56
57
58
59
60
61
62
63
64
65
66
67
68
69
70
71
72
73
74
75
76
77
78
79
80
81
82
83
84
85
86
87
88
89
90
91
92
93
94
95
96
97
98
99
100

№	Наименование	Единица измерения	Количество	Стоимость	Итого
1
2
3
4
5
6
7
8
9
10
11
12
13
14
15
16
17
18
19
20
21
22
23
24
25
26
27
28
29
30
31
32
33
34
35
36
37
38
39
40
41
42
43
44
45
46
47
48
49
50
51
52
53
54
55
56
57
58
59
60
61
62
63
64
65
66
67
68
69
70
71
72
73
74
75
76
77
78
79
80
81
82
83
84
85
86
87
88
89
90
91
92
93
94
95
96
97
98
99
100

Section 1: General Information		Section 2: Financial Data		Section 3: Operational Metrics		Section 4: Compliance & Risk		Section 5: Summary & Outlook	
Item ID	Description	Value	Unit	Value	Unit	Value	Unit	Value	Unit
1.01	Revenue	1000	USD	1000	USD	1000	USD	1000	USD
1.02	Expenses	800	USD	800	USD	800	USD	800	USD
1.03	Profit	200	USD	200	USD	200	USD	200	USD
2.01	Production Volume	1000	Units	1000	Units	1000	Units	1000	Units
2.02	Quality Score	95	Percentage	95	Percentage	95	Percentage	95	Percentage
2.03	Customer Satisfaction	4.5	Star Rating	4.5	Star Rating	4.5	Star Rating	4.5	Star Rating
3.01	Regulatory Compliance	Yes	Boolean	Yes	Boolean	Yes	Boolean	Yes	Boolean
3.02	Risk Level	Low	Category	Low	Category	Low	Category	Low	Category
3.03	Audit Status	Completed	Status	Completed	Status	Completed	Status	Completed	Status
4.01	Overall Performance	Good	Rating	Good	Rating	Good	Rating	Good	Rating
4.02	Future Outlook	Positive	Outlook	Positive	Outlook	Positive	Outlook	Positive	Outlook

Item No.	Description	Quantity	Unit	Rate	Amount
1
2
3
4
5
6
7
8
9
10
11
12
13
14
15
16
17
18
19
20
21
22
23
24
25
26
27
28
29
30
31
32
33
34
35
36
37
38
39
40
41
42
43
44
45
46
47
48
49
50
51
52
53
54
55
56
57
58
59
60
61
62
63
64
65
66
67
68
69
70
71
72
73
74
75
76
77
78
79
80
81
82
83
84
85
86
87
88
89
90
91
92
93
94
95
96
97
98
99
100

№ п/п	Наименование работ	Единица измерения	Количество	Стоимость	Итого
1	1. Подготовка проектной документации	шт.	1	1000000	1000000
2	2. Строительство здания	кв. м	1000	100000000	100000000
3	3. Монтаж инженерных систем	шт.	1	5000000	5000000
4	4. Благоустройство территории	кв. м	1000	100000000	100000000
5	5. Прокладка сетей	км	1	100000000	100000000
6	6. Установка оборудования	шт.	1	10000000	10000000
7	7. Пуско-наладочные работы	шт.	1	10000000	10000000
8	8. Обучение персонала	шт.	1	10000000	10000000
9	9. Приемка объекта	шт.	1	10000000	10000000
10	10. Итого				1000000000

Item	Quantity	Unit	Description	Material	Specification	Remarks
1						
2						
3						
4						
5						
6						
7						
8						
9						
10						
11						
12						
13						
14						
15						
16						
17						
18						
19						
20						
21						
22						
23						
24						
25						
26						
27						
28						
29						
30						
31						
32						
33						
34						
35						
36						
37						
38						
39						
40						
41						
42						
43						
44						
45						
46						
47						
48						
49						
50						
51						
52						
53						
54						
55						
56						
57						
58						
59						
60						
61						
62						
63						
64						
65						
66						
67						
68						
69						
70						
71						
72						
73						
74						
75						
76						
77						
78						
79						
80						
81						
82						
83						
84						
85						
86						
87						
88						
89						
90						
91						
92						
93						
94						
95						
96						
97						
98						
99						
100						

Item	Quantity	Unit	Material	Remarks
1				
2				
3				
4				
5				
6				
7				
8				
9				
10				
11				
12				
13				
14				
15				
16				
17				
18				
19				
20				
21				
22				
23				
24				
25				
26				
27				
28				
29				
30				
31				
32				
33				
34				
35				
36				
37				
38				
39				
40				
41				
42				
43				
44				
45				
46				
47				
48				
49				
50				
51				
52				
53				
54				
55				
56				
57				
58				
59				
60				
61				
62				
63				
64				
65				
66				
67				
68				
69				
70				
71				
72				
73				
74				
75				
76				
77				
78				
79				
80				
81				
82				
83				
84				
85				
86				
87				
88				
89				
90				
91				
92				
93				
94				
95				
96				
97				
98				
99				
100				

Item No.	Description	Quantity	Unit	Rate	Total
1
2
3
4
5
6
7
8
9
10
11
12
13
14
15
16
17
18
19
20
21
22
23
24
25
26
27
28
29
30
31
32
33
34
35
36
37
38
39
40
41
42
43
44
45
46
47
48
49
50
51
52
53
54
55
56
57
58
59
60
61
62
63
64
65
66
67
68
69
70
71
72
73
74
75
76
77
78
79
80
81
82
83
84
85
86
87
88
89
90
91
92
93
94
95
96
97
98
99
100

Item No.	Description	Quantity	Unit	Rate	Total
1
2
3
4
5
6
7
8
9
10
11
12
13
14
15
16
17
18
19
20
21
22
23
24
25
26
27
28
29
30
31
32
33
34
35
36
37
38
39
40
41
42
43
44
45
46
47
48
49
50
51
52
53
54
55
56
57
58
59
60
61
62
63
64
65
66
67
68
69
70
71
72
73
74
75
76
77
78
79
80
81
82
83
84
85
86
87
88
89
90
91
92
93
94
95
96
97
98
99
100

Item No.	Description	Quantity	Unit	Rate	Total
1
2
3
4
5
6
7
8
9
10
11
12
13
14
15
16
17
18
19
20
21
22
23
24
25
26
27
28
29
30
31
32
33
34
35
36
37
38
39
40
41
42
43
44
45
46
47
48
49
50
51
52
53
54
55
56
57
58
59
60
61
62
63
64
65
66
67
68
69
70
71
72
73
74
75
76
77
78
79
80
81
82
83
84
85
86
87
88
89
90
91
92
93
94
95
96
97
98
99
100

Item	Quantity	Unit	Material	Specification	Remarks
1					
2					
3					
4					
5					
6					
7					
8					
9					
10					
11					
12					
13					
14					
15					
16					
17					
18					
19					
20					
21					
22					
23					
24					
25					
26					
27					
28					
29					
30					
31					
32					
33					
34					
35					
36					
37					
38					
39					
40					
41					
42					
43					
44					
45					
46					
47					
48					
49					
50					
51					
52					
53					
54					
55					
56					
57					
58					
59					
60					
61					
62					
63					
64					
65					
66					
67					
68					
69					
70					
71					
72					
73					
74					
75					
76					
77					
78					
79					
80					
81					
82					
83					
84					
85					
86					
87					
88					
89					
90					
91					
92					
93					
94					
95					
96					
97					
98					
99					
100					

Item No.	Description	Quantity	Unit	Rate	Amount
1
2
3
4
5
6
7
8
9
10
11
12
13
14
15
16
17
18
19
20
21
22
23
24
25
26
27
28
29
30
31
32
33
34
35
36
37
38
39
40
41
42
43
44
45
46
47
48
49
50
51
52
53
54
55
56
57
58
59
60
61
62
63
64
65
66
67
68
69
70
71
72
73
74
75
76
77
78
79
80
81
82
83
84
85
86
87
88
89
90
91
92
93
94
95
96
97
98
99
100

Item No.	Description	Quantity	Unit	Rate	Total
1
2
3
4
5
6
7
8
9
10
11
12
13
14
15
16
17
18
19
20
21
22
23
24
25
26
27
28
29
30
31
32
33
34
35
36
37
38
39
40
41
42
43
44
45
46
47
48
49
50
51
52
53
54
55
56
57
58
59
60
61
62
63
64
65
66
67
68
69
70
71
72
73
74
75
76
77
78
79
80
81
82
83
84
85
86
87
88
89
90
91
92
93
94
95
96
97
98
99
100

Item No.	Description	Quantity	Unit	Rate	Total
1
2
3
4
5
6
7
8
9
10
11
12
13
14
15
16
17
18
19
20
21
22
23
24
25
26
27
28
29
30
31
32
33
34
35
36
37
38
39
40
41
42
43
44
45
46
47
48
49
50
51
52
53
54
55
56
57
58
59
60
61
62
63
64
65
66
67
68
69
70
71
72
73
74
75
76
77
78
79
80
81
82
83
84
85
86
87
88
89
90
91
92
93
94
95
96
97
98
99
100

Item	Quantity	Unit	Description	Material	Specification	Remarks
1						
2						
3						
4						
5						
6						
7						
8						
9						
10						
11						
12						
13						
14						
15						
16						
17						
18						
19						
20						
21						
22						
23						
24						
25						
26						
27						
28						
29						
30						
31						
32						
33						
34						
35						
36						
37						
38						
39						
40						
41						
42						
43						
44						
45						
46						
47						
48						
49						
50						
51						
52						
53						
54						
55						
56						
57						
58						
59						
60						
61						
62						
63						
64						
65						
66						
67						
68						
69						
70						
71						
72						
73						
74						
75						
76						
77						
78						
79						
80						
81						
82						
83						
84						
85						
86						
87						
88						
89						
90						
91						
92						
93						
94						
95						
96						
97						
98						
99						
100						

Item	Quantity	Unit	Material	Specification	Remarks
1					
2					
3					
4					
5					
6					
7					
8					
9					
10					
11					
12					
13					
14					
15					
16					
17					
18					
19					
20					
21					
22					
23					
24					
25					
26					
27					
28					
29					
30					
31					
32					
33					
34					
35					
36					
37					
38					
39					
40					
41					
42					
43					
44					
45					
46					
47					
48					
49					
50					
51					
52					
53					
54					
55					
56					
57					
58					
59					
60					
61					
62					
63					
64					
65					
66					
67					
68					
69					
70					
71					
72					
73					
74					
75					
76					
77					
78					
79					
80					
81					
82					
83					
84					
85					
86					
87					
88					
89					
90					
91					
92					
93					
94					
95					
96					
97					
98					
99					
100					


Blank grid table with 29 columns and 30 rows. The first column contains faint, illegible text, likely bleed-through from the reverse side of the page.


Item	Quantity	Unit	Description	Material	Specification	Remarks
1						
2						
3						
4						
5						
6						
7						
8						
9						
10						
11						
12						
13						
14						
15						
16						
17						
18						
19						
20						
21						
22						
23						
24						
25						
26						
27						
28						
29						
30						
31						
32						
33						
34						
35						
36						
37						
38						
39						
40						
41						
42						
43						
44						
45						
46						
47						
48						
49						
50						
51						
52						
53						
54						
55						
56						
57						
58						
59						
60						
61						
62						
63						
64						
65						
66						
67						
68						
69						
70						
71						
72						
73						
74						
75						
76						
77						
78						
79						
80						
81						
82						
83						
84						
85						
86						
87						
88						
89						
90						
91						
92						
93						
94						
95						
96						
97						
98						
99						
100						


Item No.	Description	Unit	Quantity	Rate	Amount
1
2
3
4
5
6
7
8
9
10
11
12
13
14
15
16
17
18
19
20
21
22
23
24
25
26
27
28
29
30
31
32
33
34
35
36
37
38
39
40
41
42
43
44
45
46
47
48
49
50
51
52
53
54
55
56
57
58
59
60
61
62
63
64
65
66
67
68
69
70
71
72
73
74
75
76
77
78
79
80
81
82
83
84
85
86
87
88
89
90
91
92
93
94
95
96
97
98
99
100


Item	Quantity	Unit	Description	Material	Specification	Remarks
1						
2						
3						
4						
5						
6						
7						
8						
9						
10						
11						
12						
13						
14						
15						
16						
17						
18						
19						
20						
21						
22						
23						
24						
25						
26						
27						
28						
29						
30						
31						
32						
33						
34						
35						
36						
37						
38						
39						
40						
41						
42						
43						
44						
45						
46						
47						
48						
49						
50						
51						
52						
53						
54						
55						
56						
57						
58						
59						
60						
61						
62						
63						
64						
65						
66						
67						
68						
69						
70						
71						
72						
73						
74						
75						
76						
77						
78						
79						
80						
81						
82						
83						
84						
85						
86						
87						
88						
89						
90						
91						
92						
93						
94						
95						
96						
97						
98						
99						
100						

Item	Quantity	Unit	Description	Material	Specification	Remarks
1						
2						
3						
4						
5						
6						
7						
8						
9						
10						
11						
12						
13						
14						
15						
16						
17						
18						
19						
20						
21						
22						
23						
24						
25						
26						
27						
28						
29						
30						
31						
32						
33						
34						
35						
36						
37						
38						
39						
40						
41						
42						
43						
44						
45						
46						
47						
48						
49						
50						
51						
52						
53						
54						
55						
56						
57						
58						
59						
60						
61						
62						
63						
64						
65						
66						
67						
68						
69						
70						
71						
72						
73						
74						
75						
76						
77						
78						
79						
80						
81						
82						
83						
84						
85						
86						
87						
88						
89						
90						
91						
92						
93						
94						
95						
96						
97						
98						
99						
100						












Year	Q1	Q2	Q3	Q4	Total	Avg
2010	10	15	20	25	70	17.5
2011	12	18	22	28	80	20
2012	15	20	25	30	90	22.5
2013	18	22	28	35	103	25.75
2014	20	25	30	40	115	28.75
2015	22	28	35	45	130	32.5
2016	25	30	38	50	143	35.75
2017	28	35	40	55	158	39.5
2018	30	38	45	60	173	43.25
2019	32	40	50	65	187	46.75
2020	35	42	55	70	202	50.5
2021	38	45	60	75	218	54.5
2022	40	48	65	80	233	58.25
2023	42	50	70	85	247	61.75
2024	45	52	75	90	262	65.5
2025	48	55	80	95	278	69.5
2026	50	58	85	100	293	73.25
2027	52	60	90	105	307	76.75
2028	55	62	95	110	322	80.5
2029	58	65	100	115	338	84.5
2030	60	68	105	120	353	88.25
2031	62	70	110	125	367	91.75
2032	65	72	115	130	382	95.5
2033	68	75	120	135	398	99.5
2034	70	78	125	140	413	103.25
2035	72	80	130	145	427	106.75
2036	75	82	135	150	442	110.5
2037	78	85	140	155	458	114.5
2038	80	88	145	160	473	118.25
2039	82	90	150	165	487	121.75
2040	85	92	155	170	502	125.5
2041	88	95	160	175	518	129.5
2042	90	98	165	180	533	133.25
2043	92	100	170	185	547	136.75
2044	95	102	175	190	562	140.5
2045	98	105	180	195	578	144.5
2046	100	108	185	200	593	148.25
2047	102	110	190	205	607	151.75
2048	105	112	195	210	622	155.5
2049	108	115	200	215	638	159.5
2050	110	118	205	220	653	163.25
2051	112	120	210	225	667	166.75
2052	115	122	215	230	682	170.5
2053	118	125	220	235	698	174.5
2054	120	128	225	240	713	178.25
2055	122	130	230	245	727	181.75
2056	125	132	235	250	742	185.5
2057	128	135	240	255	758	189.5
2058	130	138	245	260	773	193.25
2059	132	140	250	265	787	196.75
2060	135	142	255	270	802	200.5
2061	138	145	260	275	818	204.5
2062	140	148	265	280	833	208.25
2063	142	150	270	285	847	211.75
2064	145	152	275	290	862	215.5
2065	148	155	280	295	878	219.5
2066	150	158	285	300	893	223.25
2067	152	160	290	305	907	226.75
2068	155	162	295	310	922	230.5
2069	158	165	300	315	938	234.5
2070	160	168	305	320	953	238.25
2071	162	170	310	325	967	241.75
2072	165	172	315	330	982	245.5
2073	168	175	320	335	998	249.5
2074	170	178	325	340	1013	253.25
2075	172	180	330	345	1027	256.75
2076	175	182	335	350	1042	260.5
2077	178	185	340	355	1058	264.5
2078	180	188	345	360	1073	268.25
2079	182	190	350	365	1087	271.75
2080	185	192	355	370	1102	275.5
2081	188	195	360	375	1118	279.5
2082	190	198	365	380	1133	283.25
2083	192	200	370	385	1147	286.75
2084	195	202	375	390	1162	290.5
2085	198	205	380	395	1178	294.5
2086	200	208	385	400	1193	298.25
2087	202	210	390	405	1207	301.75
2088	205	212	395	410	1222	305.5
2089	208	215	400	415	1238	309.5
2090	210	218	405	420	1253	313.25
2091	212	220	410	425	1267	316.75
2092	215	222	415	430	1282	320.5
2093	218	225	420	435	1298	324.5
2094	220	228	425	440	1313	328.25
2095	222	230	430	445	1327	331.75
2096	225	232	435	450	1342	335.5
2097	228	235	440	455	1358	339.5
2098	230	238	445	460	1373	343.25
2099	232	240	450	465	1387	346.75
2100	235	242	455	470	1402	350.5


Year	Q1	Q2	Q3	Q4	Total	Average
2010	10	15	20	25	70	17.5
2011	12	18	22	28	80	20
2012	15	20	25	30	90	22.5
2013	18	22	28	35	103	25.75
2014	20	25	30	40	115	28.75
2015	22	28	35	45	130	32.5
2016	25	30	38	50	143	35.75
2017	28	35	42	55	160	40
2018	30	38	45	60	173	43.25
2019	32	40	48	65	185	46.25
2020	35	42	50	70	197	49.25
2021	38	45	52	75	210	52.5
2022	40	48	55	80	223	55.75
2023	42	50	58	85	235	58.75
2024	45	52	60	90	247	61.75
2025	48	55	62	95	260	65
2026	50	58	65	100	273	68.25
2027	52	60	68	105	285	71.25
2028	55	62	70	110	297	74.25
2029	58	65	72	115	305	76.25
2030	60	68	75	120	313	78.25
2031	62	70	78	125	315	78.75
2032	65	72	80	130	327	81.75
2033	68	75	82	135	335	83.75
2034	70	78	85	140	343	85.75
2035	72	80	88	145	355	88.75
2036	75	82	90	150	367	91.75
2037	78	85	92	155	370	92.5
2038	80	88	95	160	373	93.25
2039	82	90	98	165	375	93.75
2040	85	92	100	170	377	94.25
2041	88	95	102	175	375	93.75
2042	90	98	105	180	373	93.25
2043	92	100	108	185	375	93.75
2044	95	102	110	190	377	94.25
2045	98	105	112	195	370	92.5
2046	100	108	115	200	363	90.75
2047	102	110	118	205	355	88.75
2048	105	112	120	210	347	86.75
2049	108	115	122	215	335	83.75
2050	110	118	125	220	327	81.75
2051	112	120	128	225	315	78.75
2052	115	122	130	230	307	76.75
2053	118	125	132	235	295	73.75
2054	120	128	135	240	287	71.75
2055	122	130	138	245	275	68.75
2056	125	132	140	250	267	66.75
2057	128	135	142	255	255	63.75
2058	130	138	145	260	247	61.75
2059	132	140	148	265	235	58.75
2060	135	142	150	270	227	56.75
2061	138	145	152	275	215	53.75
2062	140	148	155	280	207	51.75
2063	142	150	158	285	195	48.75
2064	145	152	160	290	187	46.75
2065	148	155	162	295	175	43.75
2066	150	158	165	300	167	41.75
2067	152	160	168	305	155	38.75
2068	155	162	170	310	147	36.75
2069	158	165	172	315	135	33.75
2070	160	168	175	320	127	31.75
2071	162	170	178	325	115	28.75
2072	165	172	180	330	107	26.75
2073	168	175	182	335	95	23.75
2074	170	178	185	340	87	21.75
2075	172	180	188	345	75	18.75
2076	175	182	190	350	67	16.75
2077	178	185	192	355	55	13.75
2078	180	188	195	360	47	11.75
2079	182	190	198	365	35	8.75
2080	185	192	200	370	27	6.75
2081	188	195	202	375	15	3.75
2082	190	198	205	380	7	1.75
2083	192	200	208	385	0	0
2084	195	202	210	390	0	0
2085	198	205	212	395	0	0
2086	200	208	215	400	0	0
2087	202	210	218	405	0	0
2088	205	212	220	410	0	0
2089	208	215	222	415	0	0
2090	210	218	225	420	0	0
2091	212	220	228	425	0	0
2092	215	222	230	430	0	0
2093	218	225	232	435	0	0
2094	220	228	235	440	0	0
2095	222	230	238	445	0	0
2096	225	232	240	450	0	0
2097	228	235	242	455	0	0
2098	230	238	245	460	0	0
2099	232	240	248	465	0	0
2100	235	242	250	470	0	0




The image shows a large grid of graph paper. The grid is composed of 20 columns and 40 rows of squares. A horizontal band of 10 rows, centered vertically, contains a smaller grid of 20 columns and 10 rows of squares. The rest of the grid consists of larger squares. The grid is used for drawing or calculations.














The image shows a full page of graph paper. The grid consists of small squares. A prominent feature is a horizontal double-line separator that divides the page into two equal halves. The grid is otherwise empty and extends to the edges of the page.

















The image shows a sheet of graph paper with a grid of small squares. The grid is divided into several horizontal sections by thicker lines. At the top, there is a header section consisting of several rows of larger squares. Below this, the main body of the page is filled with a dense grid of smaller squares. The grid is approximately 20 columns wide and 40 rows high, with a central margin of about 2 columns. The bottom of the page has a few more rows of the same grid pattern.









Year	Q1	Q2	Q3	Q4	Total	Average
2010						
2011						
2012						
2013						
2014						
2015						
2016						
2017						
2018						
2019						
2020						
2021						
2022						
2023						
2024						
2025						
2026						
2027						
2028						
2029						
2030						
2031						
2032						
2033						
2034						
2035						
2036						
2037						
2038						
2039						
2040						
2041						
2042						
2043						
2044						
2045						
2046						
2047						
2048						
2049						
2050						
2051						
2052						
2053						
2054						
2055						
2056						
2057						
2058						
2059						
2060						
2061						
2062						
2063						
2064						
2065						
2066						
2067						
2068						
2069						
2070						
2071						
2072						
2073						
2074						
2075						
2076						
2077						
2078						
2079						
2080						
2081						
2082						
2083						
2084						
2085						
2086						
2087						
2088						
2089						
2090						
2091						
2092						
2093						
2094						
2095						
2096						
2097						
2098						
2099						
2100						


Year	Q1	Q2	Q3	Q4	Total	Avg
2018	10	15	20	25	70	17.5
2019	12	18	22	28	80	20
2020	15	20	25	30	90	22.5
2021	18	22	28	35	103	25.75
2022	20	25	30	38	113	28.25
2023	22	28	32	40	122	30.5
2024	25	30	35	42	132	33
2025	28	32	38	45	143	35.75
2026	30	35	40	48	153	38.25
2027	32	38	42	50	162	40.5
2028	35	40	45	52	172	43
2029	38	42	48	55	183	45.75
2030	40	45	50	58	193	48.25
2031	42	48	52	60	202	50.5
2032	45	50	55	62	212	53
2033	48	52	58	65	223	55.75
2034	50	55	60	68	233	58.25
2035	52	58	62	70	242	60.5
2036	55	60	65	72	252	63
2037	58	62	68	75	263	65.75
2038	60	65	70	78	273	68.25
2039	62	68	72	80	282	70.5
2040	65	70	75	82	292	73
2041	68	72	78	85	303	75.75
2042	70	75	80	88	313	78.25
2043	72	78	82	90	322	80.5
2044	75	80	85	92	332	83
2045	78	82	88	95	343	85.75
2046	80	85	90	98	353	88.25
2047	82	88	92	100	362	90.5
2048	85	90	95	102	372	93
2049	88	92	98	105	383	95.75
2050	90	95	100	108	393	98.25
2051	92	98	102	110	402	100.5
2052	95	100	105	112	412	103
2053	98	102	108	115	423	105.75
2054	100	105	110	118	433	108.25
2055	102	108	112	120	442	110.5
2056	105	110	115	122	452	113
2057	108	112	118	125	463	115.75
2058	110	115	120	128	473	118.25
2059	112	118	122	130	482	120.5
2060	115	120	125	132	492	123
2061	118	122	128	135	503	125.75
2062	120	125	130	138	513	128.25
2063	122	128	132	140	522	130.5
2064	125	130	135	142	532	133
2065	128	132	138	145	543	135.75
2066	130	135	140	148	553	138.25
2067	132	138	142	150	562	140.5
2068	135	140	145	152	572	143
2069	138	142	148	155	583	145.75
2070	140	145	150	158	593	148.25
2071	142	148	152	160	602	150.5
2072	145	150	155	162	612	153
2073	148	152	158	165	623	155.75
2074	150	155	160	168	633	158.25
2075	152	158	162	170	642	160.5
2076	155	160	165	172	652	163
2077	158	162	168	175	663	165.75
2078	160	165	170	178	673	168.25
2079	162	168	172	180	682	170.5
2080	165	170	175	182	692	173
2081	168	172	178	185	703	175.75
2082	170	175	180	188	713	178.25
2083	172	178	182	190	722	180.5
2084	175	180	185	192	732	183
2085	178	182	188	195	743	185.75
2086	180	185	190	198	753	188.25
2087	182	188	192	200	762	190.5
2088	185	190	195	202	772	193
2089	188	192	198	205	783	195.75
2090	190	195	200	208	793	198.25
2091	192	198	202	210	802	200.5
2092	195	200	205	212	812	203
2093	198	202	208	215	823	205.75
2094	200	205	210	218	833	208.25
2095	202	208	212	220	842	210.5
2096	205	210	215	222	852	213
2097	208	212	218	225	863	215.75
2098	210	215	220	228	873	218.25
2099	212	218	222	230	882	220.5
2100	215	220	225	232	892	223







This image shows a sheet of graph paper with a grid of small squares. The grid is bounded by a double-line margin at the top and bottom. The grid consists of 24 columns and 40 rows. The double-line margins are located at the top and bottom of the grid, each consisting of two parallel lines. The grid is otherwise empty.

The image shows a sheet of graph paper with a header section at the top. The header section consists of several rows of varying widths, separated by thicker lines. Below the header is a large grid of small squares. The grid is composed of 20 columns and 30 rows. The first row of the grid is a single wide row, followed by a row of two wide rows, then a row of three wide rows, and then a row of four wide rows. The remaining rows of the grid are standard-sized squares. The grid is used for drawing or writing.








Year	Q1	Q2	Q3	Q4	Total	Average
2010	10	15	20	25	70	17.5
2011	12	18	22	28	80	20
2012	15	20	25	30	90	22.5
2013	18	22	28	35	103	25.75
2014	20	25	30	40	115	28.75
2015	22	28	35	45	130	32.5
2016	25	30	38	50	143	35.75
2017	28	35	40	55	158	39.5
2018	30	38	45	60	173	43.25
2019	32	40	48	65	185	46.25
2020	35	42	50	70	197	49.25
2021	38	45	52	75	210	52.5
2022	40	48	55	80	223	55.75
2023	42	50	58	85	235	58.75
2024	45	52	60	90	247	61.75
2025	48	55	62	95	260	65
2026	50	58	65	100	273	68.25
2027	52	60	68	105	285	71.25
2028	55	62	70	110	297	74.25
2029	58	65	72	115	305	76.25
2030	60	68	75	120	313	78.25
2031	62	70	78	125	325	81.25
2032	65	72	80	130	337	84.25
2033	68	75	82	135	345	86.25
2034	70	78	85	140	353	88.25
2035	72	80	88	145	365	91.25
2036	75	82	90	150	377	94.25
2037	78	85	92	155	385	96.25
2038	80	88	95	160	393	98.25
2039	82	90	98	165	405	101.25
2040	85	92	100	170	413	103.25
2041	88	95	102	175	425	106.25
2042	90	98	105	180	433	108.25
2043	92	100	108	185	445	111.25
2044	95	102	110	190	453	113.25
2045	98	105	112	195	465	116.25
2046	100	108	115	200	473	118.25
2047	102	110	118	205	485	121.25
2048	105	112	120	210	493	123.25
2049	108	115	122	215	505	126.25
2050	110	118	125	220	513	128.25
2051	112	120	128	225	525	131.25
2052	115	122	130	230	533	133.25
2053	118	125	132	235	545	136.25
2054	120	128	135	240	553	138.25
2055	122	130	138	245	565	141.25
2056	125	132	140	250	573	143.25
2057	128	135	142	255	585	146.25
2058	130	138	145	260	593	148.25
2059	132	140	148	265	605	151.25
2060	135	142	150	270	613	153.25
2061	138	145	152	275	625	156.25
2062	140	148	155	280	633	158.25
2063	142	150	158	285	645	161.25
2064	145	152	160	290	653	163.25
2065	148	155	162	295	665	166.25
2066	150	158	165	300	673	168.25
2067	152	160	168	305	685	171.25
2068	155	162	170	310	693	173.25
2069	158	165	172	315	705	176.25
2070	160	168	175	320	713	178.25
2071	162	170	178	325	725	181.25
2072	165	172	180	330	733	183.25
2073	168	175	182	335	745	186.25
2074	170	178	185	340	753	188.25
2075	172	180	188	345	765	191.25
2076	175	182	190	350	773	193.25
2077	178	185	192	355	785	196.25
2078	180	188	195	360	793	198.25
2079	182	190	198	365	805	201.25
2080	185	192	200	370	813	203.25
2081	188	195	202	375	825	206.25
2082	190	198	205	380	833	208.25
2083	192	200	208	385	845	211.25
2084	195	202	210	390	853	213.25
2085	198	205	212	395	865	216.25
2086	200	208	215	400	873	218.25
2087	202	210	218	405	885	221.25
2088	205	212	220	410	893	223.25
2089	208	215	222	415	905	226.25
2090	210	218	225	420	913	228.25
2091	212	220	228	425	925	231.25
2092	215	222	230	430	933	233.25
2093	218	225	232	435	945	236.25
2094	220	228	235	440	953	238.25
2095	222	230	238	445	965	241.25
2096	225	232	240	450	973	243.25
2097	228	235	242	455	985	246.25
2098	230	238	245	460	993	248.25
2099	232	240	248	465	1005	251.25
2100	235	242	250	470	1013	253.25




A large grid of empty cells, likely for data entry or calculations. The grid consists of approximately 25 columns and 40 rows. The cells are arranged in a regular pattern, with some rows having slightly different widths or heights, possibly indicating a header or footer section. The grid is currently empty.












The image shows a page of graph paper. At the top, there is a header section consisting of several horizontal lines. Below this is a large grid of small squares, typical of graph paper. At the bottom of the page, there is a footer section with a few horizontal lines and a row of small squares.


The image displays a large, empty grid of cells, resembling graph paper or a data table. The grid is composed of numerous small, uniform rectangular cells arranged in a regular pattern. The grid is positioned on the left side of the page, leaving a significant white margin on the right. The grid consists of approximately 30 columns and 30 rows of cells.







A large grid of graph paper with 20 columns and 30 rows. The grid is composed of small squares, with a larger square grid pattern overlaid on the top and bottom sections. The grid is empty and intended for drawing or calculation.



The image shows a full page of graph paper. At the top, there is a header section consisting of several horizontal lines, with the text "Page 1" centered above them. The main body of the page is a large grid of small squares. At the bottom, there is a footer section consisting of several horizontal lines, with a series of small square markers or checkboxes along the bottom edge.

